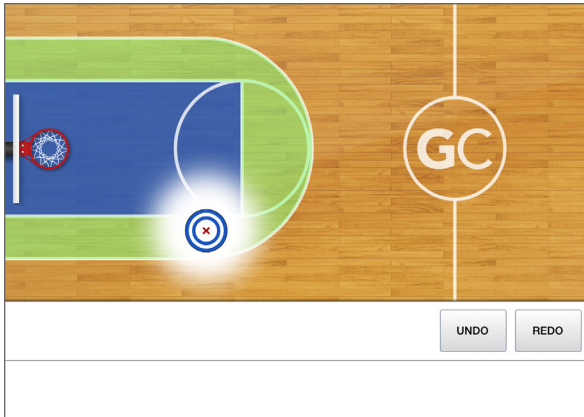
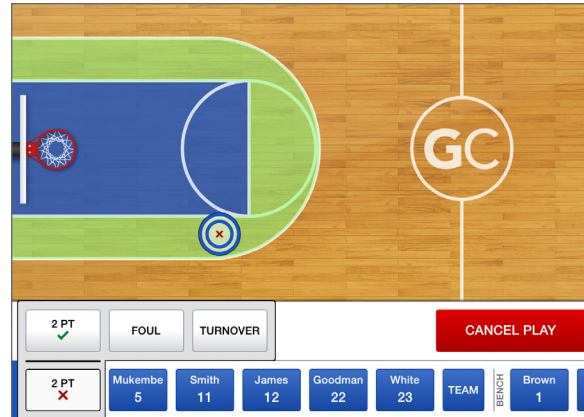


### 1 Tap the Court to Record a Play



Tap the location on the court where the play took place.

### 2 Choose a Play

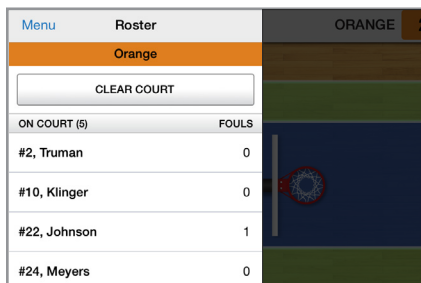


Every play defaults to a missed shot. It can be changed to a made shot, foul or turnover.

### 3 Assign a Player



Select the player who made the play.




### Manage Roster & Subs

Tap a player's name to sub them on or off the court.



### Record a Timeout

Tap the clock to record quarters, halves and timeouts.



### Add Stats on a Play

After assigning who made the play additional stat options will surface.



### View Game Stats

Tap "Stats" to view game statistics. Stats can be exported to a PDF.